

# ACTOSED<sup>®</sup> FORTE READY

Ready-to-Use High Level Disinfectant for Endoscopes and Medical Instruments

---

- ✓ It contains 2% glutaraldehyde.
- ✓ It is used for the high level disinfection of the instruments which are pre-cleaned.
- ✓ It provides safe use for medical instruments and endoscopes thanks to its material compliance.
- ✓ It has bactericidal (including tbc), fungicidal, and sporocidal effect.
- ✓ It is ready-to-use.
- ✓ It can be used without needing any activator.
- ✓ It is suitable for manual use or in an endoscope washing machine.



## ACTOSED<sup>®</sup> FORTE READY

**Actosed<sup>®</sup> Forte Ready**, provides high level disinfection for endoscopes and medical instruments. It is provided in ready-to-use form. **Actosed<sup>®</sup> Forte Ready** solution can be used up to 15 days. Minimum efficient concentration should be checked with test stripes. It is used without needing any activator.

**Actosed<sup>®</sup> Forte Ready** is used for the high level disinfection of flexible and rigid endoscopes, surgical instruments made from stainless steel including MIC instruments, anesthesia materials and the medical instruments sensitive to heat by manually and in endoscope washing machine.

### Chemical Composition:

Content of 100g product: 2% Glutaraldehyde, corrosion inhibitors and auxiliary substances.

### Usage:

**Actosed<sup>®</sup> Forte Ready** is ready-to-use. It is not required to be diluted! Before using **Actosed<sup>®</sup> Forte Ready** clean the surface and canals of the device with an enzymatic cleaner. At this stage, it is recommended to use **Actoclean<sup>®</sup> Perfect**. Rinse and dry the instruments after cleaning. Pour **Actosed<sup>®</sup> Forte Ready** into the disinfection bath. Make sure that all instruments and canals come into contact with the solution during application. See microbiological activity table for the recommended contact time. Keep the bath cover closed during the usage.


**Actosed<sup>®</sup> Forte Ready** is stable up to 15 days. Minimum efficient concentration of the used product should be checked with test stripes. It should be changed before 15 days if the solution view gets blurred and the dirt level increases.

Always comply with the instruction manual of the device manufacturer for the use in endoscope washing machine. Completely perform the procedures stated on the label for disposal.

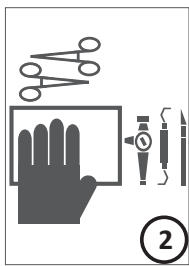
Rinsing procedure; after the recommended contact time, rinse the medical instruments at least having drinking water quality and then dry. During the rinsing procedure, use sufficient amount of water to completely cover the device and leave them in water at least for 1 minute. Repeat this procedure for 2 (two) or more times. Make sure that the new water is supplied for each rinsing procedure. Do not re-use water for rinsing or other purposes. Follow the instructions of the manufacturer for additional rinsing instructions.

### Material Compliance:

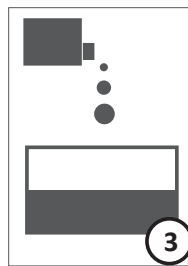
**Actosed<sup>®</sup> Forte Ready**; is suitable for medical instruments and endoscopes made from glass, ceramic, stainless steel, hard rubber and hard plastic, rubber (including latex and silicone), and synthetic materials such as polyacrylate and polycarbonate. The product is used with well-known endoscopes brands such as Wolf, Storz, Fujinon, Pentax, Olympus.



1  
Wear suitable protective gloves, goggles and clothes.

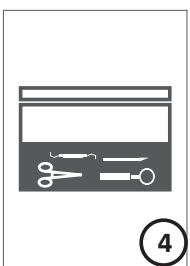


2  
Before using **Actosed<sup>®</sup> Forte Ready**, clean the surface and canals of the device with an enzymatic cleaner (eg: **Actoclean<sup>®</sup> Perfect**). Rinse and dry the instruments after cleaning

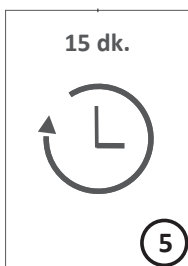


3  
**Actosed<sup>®</sup> Forte Ready** is ready to use

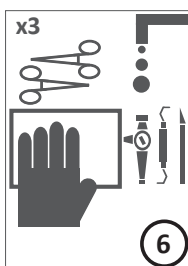
Microbiological Activity	Test Method	Concentration	Time Method
Bactericidal	EN 14561	Ready-to-use	15 minutes
Fungicidal (C. albicans, A. brasiliensis)	EN 14562	Ready-to-use	15 minutes
Tuberculocidal Mycobactericidal	EN 14348 EN 14563	Ready-to-use	15 minutes
Sporocidal	EN 13704	Ready-to-use	1 hour



4  
Place the instruments into the solution by disassembling them. Make sure that the solution covers all instruments completely. Close the cover of bath



5  
15 dk.  
Wait for the recommended effect time.



6  
x3  
Take all the instruments out of solution and rinse them with water having at least drinking water quality. Let the device stand in water for 1 minute. Repeat the process 2 more times



Packing		
Unit	Units per Package	Article-Nr.
5 L	4	01.0303.5